

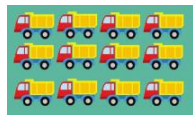


Maths	English	Curriculum	Wellbeing
<p>Numberblocks , BBC iPlayer Series 3 Mon-Wed: The focus is on the numbers 11 and 12. Thurs & Fri: The focus is on time.</p> <p>Day 1 - Enjoy watching Numberblocks series 3, number Eleven on iplayer: https://www.bbc.co.uk/iplayer/episode/m000266y/numberblocks-series-3-eleven Talk about what you noticed in the episode. Do you like playing football? How many players were on each side? (11) Did you notice how the number 11 was made? ($10 + 1 = 11$, one ten and one 1 makes 11). Can you make the number 11 with blocks/Lego/objects? Ask your grown up to make some number cards 0-11. Hide number 11 in the pack of cards and see if you can spot it.</p> <p>Day 2 – Enjoy watching Numberblocks series 3, number 12 on iplayer. https://www.bbc.co.uk/iplayer/episode/m0002674/numberblocks-series-3-twelve What shape did number 10 turn into? (A rectangle). How was number 12 made? ($10+2=12$, one ten and two 1s make 12) What are the columns and rows called? (An array). Can you make the number 12 using blocks/Lego/objects? Add the number 12 into your pack of numbers and see if you can spot it.</p> <p>Day 3 – Today we are looking at arrays with the number 12. An array is made up of columns and rows. Columns go up and down, rows go left to right. Collect 12 blocks/Lego bricks/objects from around your house. Can you lay them out in different arrays? How many different arrays can you make using the number 12? There are some ideas below:</p>	<p>Phonics- Set 1 and set 2 sounds These are on daily. Please remember to practise writing each sound.</p> <p>Reading- RWI books</p> <p>This week we're going to be continuing our learning about the 3 Little Pigs but we're going to focus on the wolf this week. Make a wanted poster for the wolf. Draw a picture of the wolf and write a sentence about him. Here's a few ideas for you but it would be great if you could think of your own words to describe the wolf. You could write the same beginning but change your word or words to describe him.</p>  <p>The big bad wolf is grey and strong. The big bad wolf is hungry and hairy.</p>	<p>As we are thinking about the wolf this week, have a go at painting a picture of a wolf. How can you make different shades of grey? What 2 colours do you need to make grey?</p> <p>The wolf tried to blow the 3 Little Pigs houses down. This week we would like you to look closely at your house. Go outside and see what features your house has. Draw a picture of your house and label it. Can you label all the features by using your knowledge of your sounds? E.g. door, window, roof, chimney, brick, glass, garage, path, gate, wall.</p> 	<p>Join Jaimie for a cosmic yoga session called 'On the Farm'.</p> <p>https://www.youtube.com/watch?v=YKmRB2Z3g2s</p>



Day 4 – Look at the clocks that you have at home, can you spot when it comes to an o'clock time? (Remember that the long hand must always be at the 12 for it to be o'clock). Have a go at making your own clock. You could use a paper plate or just a circle cut from paper. Can you add a long hand for the minute hand and a short hand for the hour hand?



Day 5 – Play what's the time Mr Wolf with your family. Can you count the correct number of steps that your wolf says? Could you be the wolf and show your time on your clock as well as saying the time? Ask your grown up to say different o'clock times. Can you make them using your homemade clock? Your grown up could then make a time and you have to say what time it is. You could roll two dice and then make that o'clock time on your clock.



Home Learning week beginning: 15.06.2020

Year Group: Early Years



These activities are a suggestion of how you can spend your week on home schooling. It does not have to be structured this way or attempted all in one go. Please do not worry if you have not managed to complete everything.

Reading- RWI Ebook library

Here you will need to have a parent account or the class account to sign in to access the RWI books. We recommend reading the books three times. You can also look at the vocabulary and questions on the other two days, so a book should last a week.

Remember you can share what you have been up to through your parent's twitter account and tagging your class or @huntingtower. Remember your E- safety rules of not sharing your name and details online.