





Maths	English	Curriculum	Wellbeing
<p>Shape, Space and Measure The focus is on 2d shapes and patterns</p> <p>Day 1 - Go on a 2d shape hunt around your home. Can you find any objects that are circles, squares, triangles or rectangles? You could draw or photograph the objects you find. Can you think of any other 2d shapes?</p> <p>Day 2 – See if a grown up can describe a 2d shape to you without telling you the name e.g It has three corners and three straight sides. Can you name it and then find an object which is that shape. Swap over and see if you can give your grown up some clues.</p> <p>Day 3 – Today we would like you to think about repeating patterns. Play Topmarks ‘Finish the Pattern’ game https://www.topmarks.co.uk/Search.aspx?q=FINISH%20THE%20PATTERN Can you complete the patterns? You will need to use your knowledge of 2d shapes too.</p> <p>Day 4 – Ask a grown up to make you a repeating pattern using coloured objects at home e.g lego bricks, balls, beads, pom poms, lollipop sticks. Keep colour as the focus. Can you continue the pattern using 2 colours, or maybe even try 3?</p>	<p>Phonics- Set 1 and set 2 sounds These are on daily. Please remember to practise writing each sound. Reading- RWI books</p> <p>Think about The Three Billy Goats Gruff story again. See if you can follow the same plot of the story but use different animals to cross the bridge. Can you think of an alternative character instead of the troll?</p> <p>Can you change the ending of The Three Billy Goats Gruff story? Could the characters find a better way to resolve the problem?</p> <p>You could draw pictures to show your ideas.</p>	<p>To finish our work on the Three Billy Goats Gruff story, can you make a puppet of your favourite character?</p> <p>You could use a sock, glove, stick or wooden spoon. You might even be able to think of a different idea.</p>   	<p>Have a sing-song with your family.</p> <p>Can you think of any farm related nursery rhymes or songs? Old MacDonald is a good one to start you off!</p>

Home Learning week beginning: 18.5.2020

Year Group: Early Years



HUNTINGTOWER
A PRIORY ACADEMY



Day 5 – Create your own colour repeating pattern using household objects. Challenge yourself by using 2, 3 or maybe even 4 colours.



These activities are a suggestion of how you can spend your week on home schooling. It does not have to be structured this way or attempted all in one go. Please do not worry if you have not managed to complete everything.

Reading- RWI Ebook library

Here you will need to have a parent account or the class account to sign in to access the RWI books. We recommend reading the books three times. You can also look at the vocabulary and questions on the other two days, so a book should last a week.

Remember you can share what you have been up to through your parent's twitter account and tagging your class or @huntingtower. Remember your E- safety rules of not sharing your name and details online.