





Maths	English	Curriculum	Wellbeing
<p><a href="#">Numberblocks</a> <a href="#">BBC iPlayer Series 2: Blast Off</a></p> <p>The focus is on counting backwards.</p> <p><b>Day 1</b> - Enjoy watching Numberblocks series 2: Blast Off</p> <p><b>Day 2</b> - Watch the same episode again. Discuss what the children noticed about the Numberblocks (they go down in number). Use Duplo or Lego to build your own Numberblocks from 10 to 1. Can you say the sentences, “9 is 1 less than 10, 8 is 1 less than 9” etc.</p>  <p><b>Day 3</b> – Play hopscotch but start at 10. Throw a pebble and count down to the number you have landed on. Then throw again until you reach 1. You may like to draw a numberline instead and practise counting back from 10 or a number of your choice e.g. 17. Here are some songs about counting down:</p> <p><a href="https://www.youtube.com/watch?v=6RfIKqkvHTY">https://www.youtube.com/watch?v=6RfIKqkvHTY</a></p> <p><a href="https://www.youtube.com/watch?v=srPkt4k_O8">https://www.youtube.com/watch?v=srPkt4k_O8</a></p>	<p><a href="#">Phonics- Set 1 and set 2 sounds</a> These are on daily. Please remember to practise writing each sound.</p> <p><a href="#">Reading- RWI books</a></p> <p>Listen to the online story of The Three Billy Goats Gruff again. <a href="https://www.youtube.com/watch?v=f4kdZTnizG4">https://www.youtube.com/watch?v=f4kdZTnizG4</a></p> <p>Draw a character from the story and describe what it looks like, sounds like, feels like. You can describe your character to your grown up or write some of the words around your drawn character using your knowledge of your sounds.</p> 	<p>To link in with the story of The Three Billy Goats Gruff, can you build your own bridge? You could use Duplo/Lego bricks or you could even create a bridge using recycled materials. Here are a few ideas but I bet you can create an even better one!</p>   <p>As the goats moved over the bridge, they made a ‘trip trap’ sound. Can you create your own sounds for each of the goats using household objects? Remember that the big Billy Goat sound will need to be louder than the small Billy Goat’s. You could also create a sound for the troll.</p>	<p>Watch Something Special: On the Farm</p> <p>Can you copy Mr.Tumble’s Makaton signs? <a href="https://www.bbc.co.uk/iplayer/episode/b03xpkd9/something-special-were-all-friends-series-9-20-farm">https://www.bbc.co.uk/iplayer/episode/b03xpkd9/something-special-were-all-friends-series-9-20-farm</a></p>

Home Learning week beginning: 11.5.2020

Year Group: Early Years



HUNTINGTOWER  
A PRIORY ACADEMY

**Day 4** - Last week and this week we are learning about the Three Billy Goats Gruff. The 3 goats are all different sizes. Can you find 3 different sized objects? Here are mine:



**Day 5** – Collect 5 items from around your house and put them in order of size from the largest to the smallest.



These activities are a suggestion of how you can spend your week on home schooling. It does not have to be structured this way or attempted all in one go. Please do not worry if you have not managed to complete everything.

#### Reading- RWI Ebook library

Here you will need to have a parent account or the class account to sign in to access the RWI books. We recommend reading the books three times. You can also look at the vocabulary and questions on the other two days, so a book should last a week.

Remember you can share what you have been up to through your parent's twitter account and tagging your class or @huntingtower.

Home Learning week beginning: 11.5.2020

Year Group: Early Years

Remember your E- safety rules of not sharing your name and details online.



HUNTINGTOWER  
A PRIORY ACADEMY